



GUJCOT TRADE ASSOCIATION

WEEKLY REPORT 27-Nov-2021

Market Movement from 22nd Nov 2021 to 27th Nov 2021.

- This week was stable from Monday to Wednesday. Thursday market was close on occasion of Thanksgiving Day. Friday in short session market fall sharply on news of rise in covid cases in South Africa and many European countries. On Friday March NY gave up nearly 400 points. NY March closed with 465 points weekly loss.
- Export sales slightly better with 2,15,000 bales sales but shipment is still lagging behind with just over 1 lakh bales shipment. Cumulative sales reached near 93 lakh bales but shipment is just over 24 lakh bales.
- Indian cotton market was firm till Friday due to lower arrival than expected in November. Disparity to ginner, firm sentiment of farmers and some festival and marriage season is main factors for lower arrival.
- Indian physical price remained firm near 66,000 till Friday but after big loss in NY and MCX has create down ward sentiment on Saturday. Physical market did not follow back-to-back with future markets due to slow arrival and good demand.
- Indian rupee remained weaker near 74.67.
- Next week hope for some better arrivals and some softening in prices.
- Praying God to save everyone from new covid variant.



GUJCOT TRADE ASSOCIATION

WEEKLY REPORT 27-Nov-2021

Gujarat District wise Cotton Sowing

Gujarat Districtwise Cotton Sowing Till 11-October-2021			
Kutch	546	Saurashtra	15,603
Kutch	546	Surendranagar	3,347
		Rajkot	1,982
North Gujarat	1,948	Jamnagar	1,294
Banarsakantha	399	Porbandar	41
Patan	462	Junagadh	346
Mehsana	322	Amreli	3,019
Sabarkantha	423	Bhavnagar	2,227
Gandhinagar	204	Morbi	1,812
Aravali	138	Botad	1,382
		Gir Somnath	111
Middle Gujarat	2,959	Devbhumi Dwarka	42
Ahmedabad	975		
Anand	14	South Gujarat	1,484
Kheda	136	Surat	45
Panchmahal	126	Narmada	535
Dahod	3	Bharuch	796
Vadodara	749	Dang	0
Mahisagar	73	Navsari	0
Chota Udaipur	881	Valsad	0
		Tapi	109
TOTAL			22,540
TOTAL (Last Year)			22,792
All Figures in '00 Hectares			
Source :- Agriculture, Farmers Welfare and Co-operation Department Government of Gujarat			



GUJCOT TRADE ASSOCIATION

WEEKLY REPORT 27-Nov-2021

Global

US Weekly Export Sales

- Net UPLAND sales of 196,900 RB for 2021/2022 were up 44 percent from the previous week and 3 percent from the prior 4-week average.
- Increases primarily for China (58,500 RB), Vietnam (44,500 RB, including 400 RB switched from South Korea, 100 RB switched from Japan, and decreases of 500 RB), Pakistan (34,200 RB), Turkey (20,100 RB), and Bangladesh (16,700 RB), were offset by reductions for South Korea (500 RB) and El Salvador (300 RB).
- Net UPLAND sales of 46,200 RB for 2022/2023 were reported for Bangladesh (19,800 RB), Turkey (13,200 RB), China (8,800 RB), and Pakistan (4,400 RB).
- UPLAND Exports of 97,100 RB were up 25 percent from the previous week and 5 percent from the prior 4-week average.
- The destinations were primarily to China (35,100 RB), Mexico (20,900 RB), Vietnam (13,300 RB), South Korea (4,100 RB), and Bangladesh (3,700 RB). Net sales of Pima totaling 18,100 RB were down 12 percent from the previous week, but up 7 percent from the prior 4-week average.
- Increases were primarily for China (10,100 RB), Peru (2,700 RB), Thailand (2,000 RB), India (1,100 RB), and Vietnam (900 RB). Total, net sales of Pima totaling 1,300 RB for 2022/2023 were for Egypt.
- PIMA Exports of 6,300 RB were down 4 percent from the previous week and 3 percent from the prior 4-week average.
- The destinations were to India (2,900 RB), China (2,000 RB), Peru (900 RB), Bahrain (300 RB), and Italy (100 RB).

US Export Sales	18-Nov-2021
Marketing Year 2021-22	
Upland Gross Sales	1,97,900
Cancellation	1,000
Net Upland Sales	1,96,900
PIMA Gross Sales	18,100
Cancellation	0
Net PIMA Sales	18,100
Total Gross Sales	2,16,000
Total Cancellation	1,000
Total Net Sales	2,15,000
Shipments	
UPLAND	97,100
PIMA	6,300
Total Shipment	1,03,400
Marketing Year 2022-23	
Net Upland Sales	46,200
Net PIMA Sales	1,300
Total Net Sales	47,500
All Figures in US Running Bale	



GUJCOT TRADE ASSOCIATION

WEEKLY REPORT 27-Nov-2021

Gujarat Spot Rate Weekly Changes

Variety	Staple Length	Mic.	20-11-21	27-11-21	Change	Change (in Per.)
					W/W	W/W
Shankar 6	29 mm	3.8	65,150	65,250	100	0.15%
V-797	13 % Trash		37,400	36,900	-500	-1.36%
MCX Spot Rate			31,690	31,910	220	0.69%
USD-INR Exchange			74.24	74.87	0.63	0.84%

Average Rate of Last week

Variety	Staple Length	Mic.	Price Range		Average Of 6 Days
			Low	High	
Shankar 6	29	3.8	66,250	66,200	65,775
Shankar 6	28.5	3.7	No Quote	No Quote	No Quote
Shankar 6	28	3.6	No Quote	No Quote	No Quote
Shankar 6	27	3.2	No Quote	No Quote	No Quote
Shankar 6	26	3.0	No Quote	No Quote	No Quote
V-797	13% Trash		36900	37650	37342
MCX Spot Rate			31760	31930	31862
USD Exchange Rate			74.40	74.87	74.58

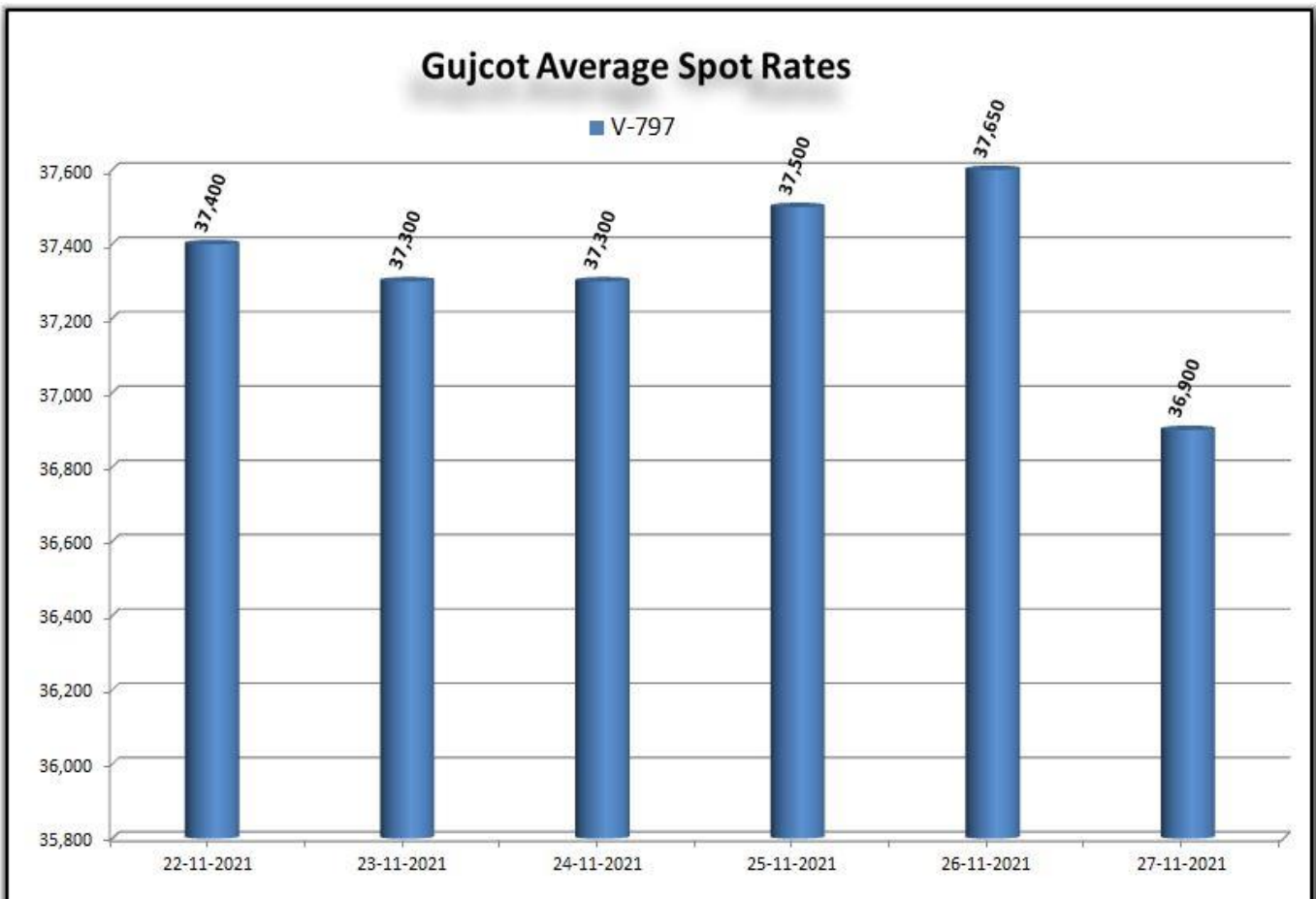
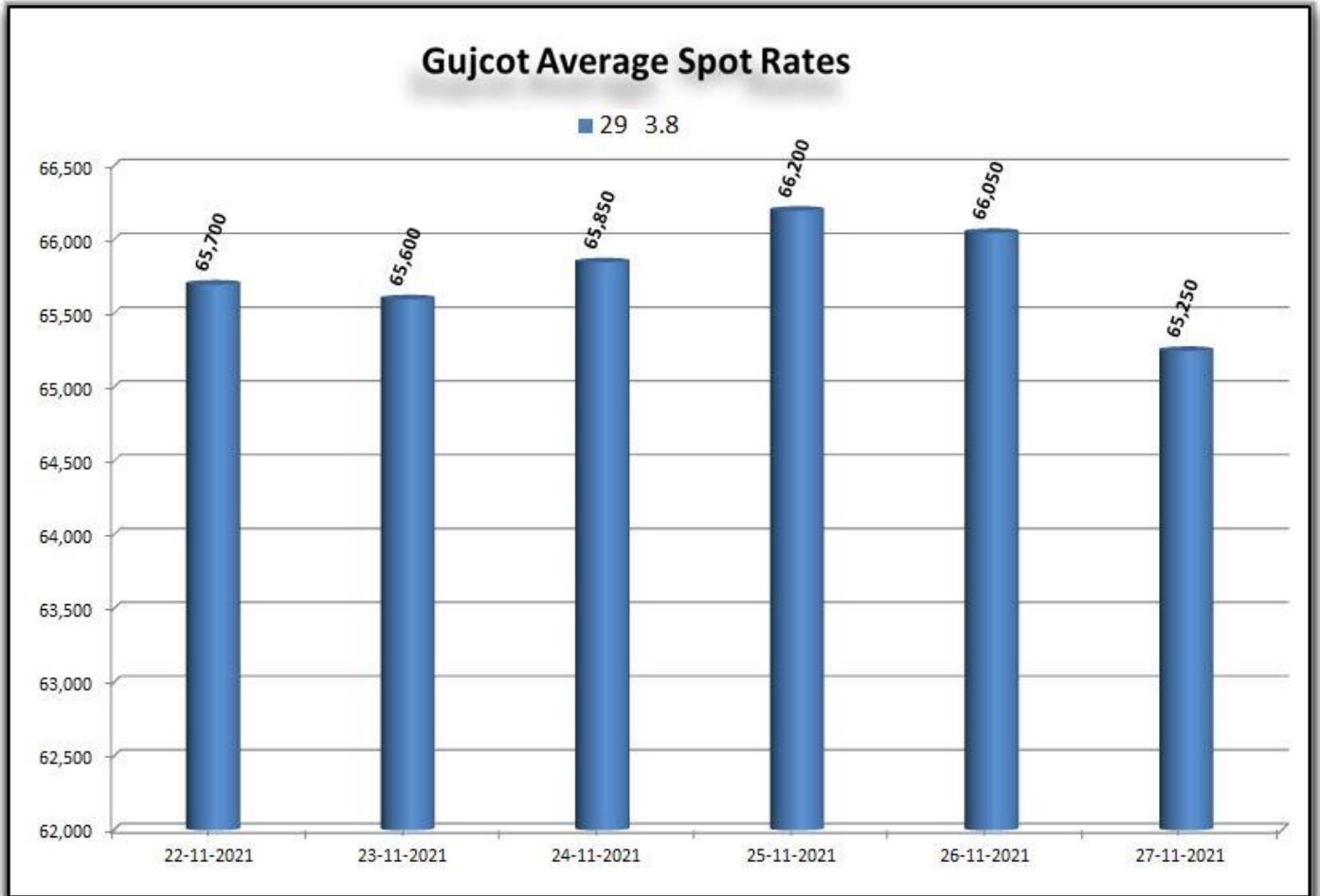
Rate Of Last Week

Date	29 3.8	V-797	MCX Spot Rate	USD-INR Exchange
22-11-2021	65,700	37,400	31,780	74.40
23-11-2021	65,600	37,300	31,930	74.43
24-11-2021	65,850	37,300	31,760	74.40
25-11-2021	66,200	37,500	31,880	74.51
26-11-2021	66,050	37,650	31,910	74.87
27-11-2021	65,250	36,900	31,910	74.87



GUJCOT TRADE ASSOCIATION

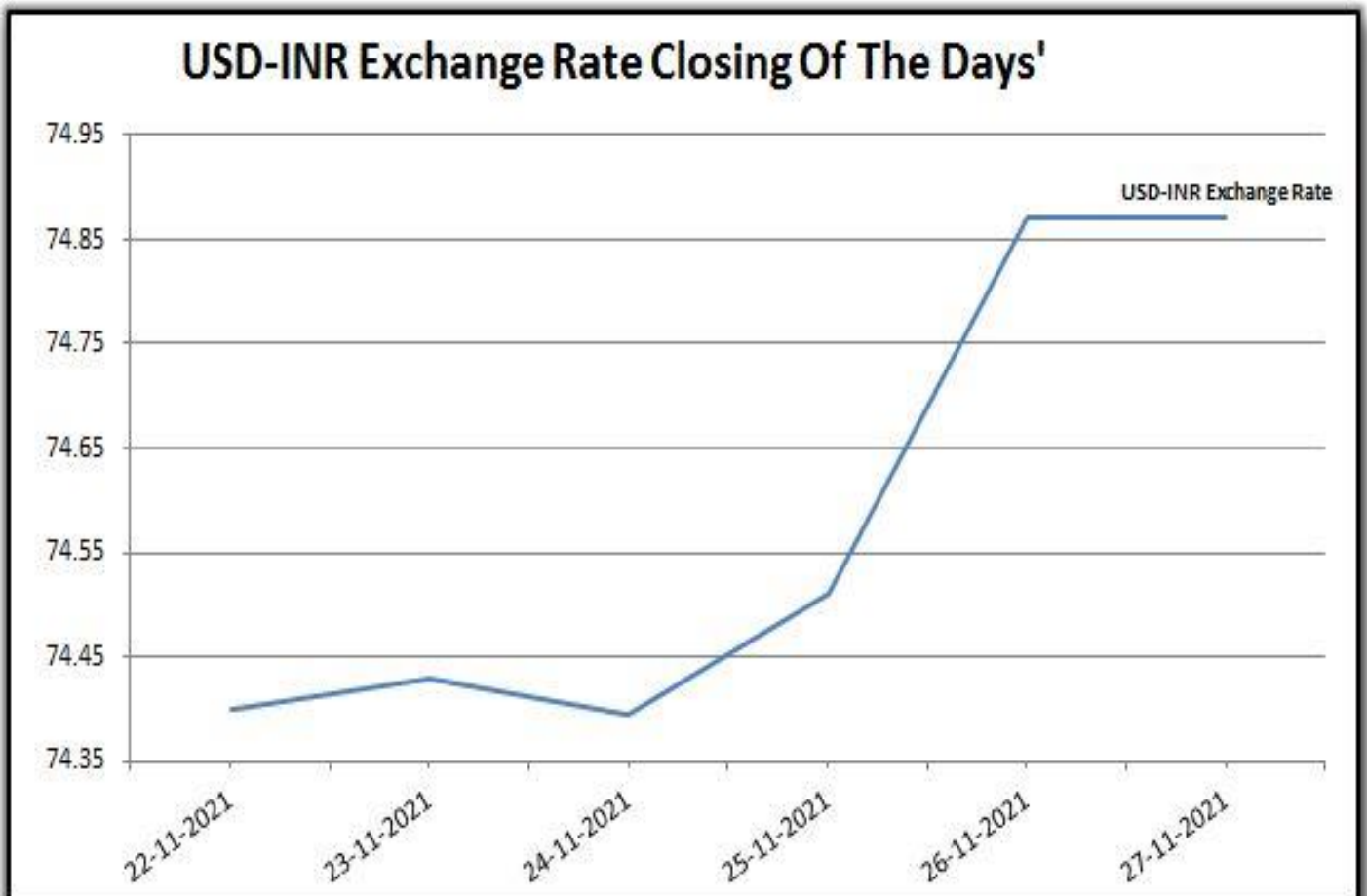
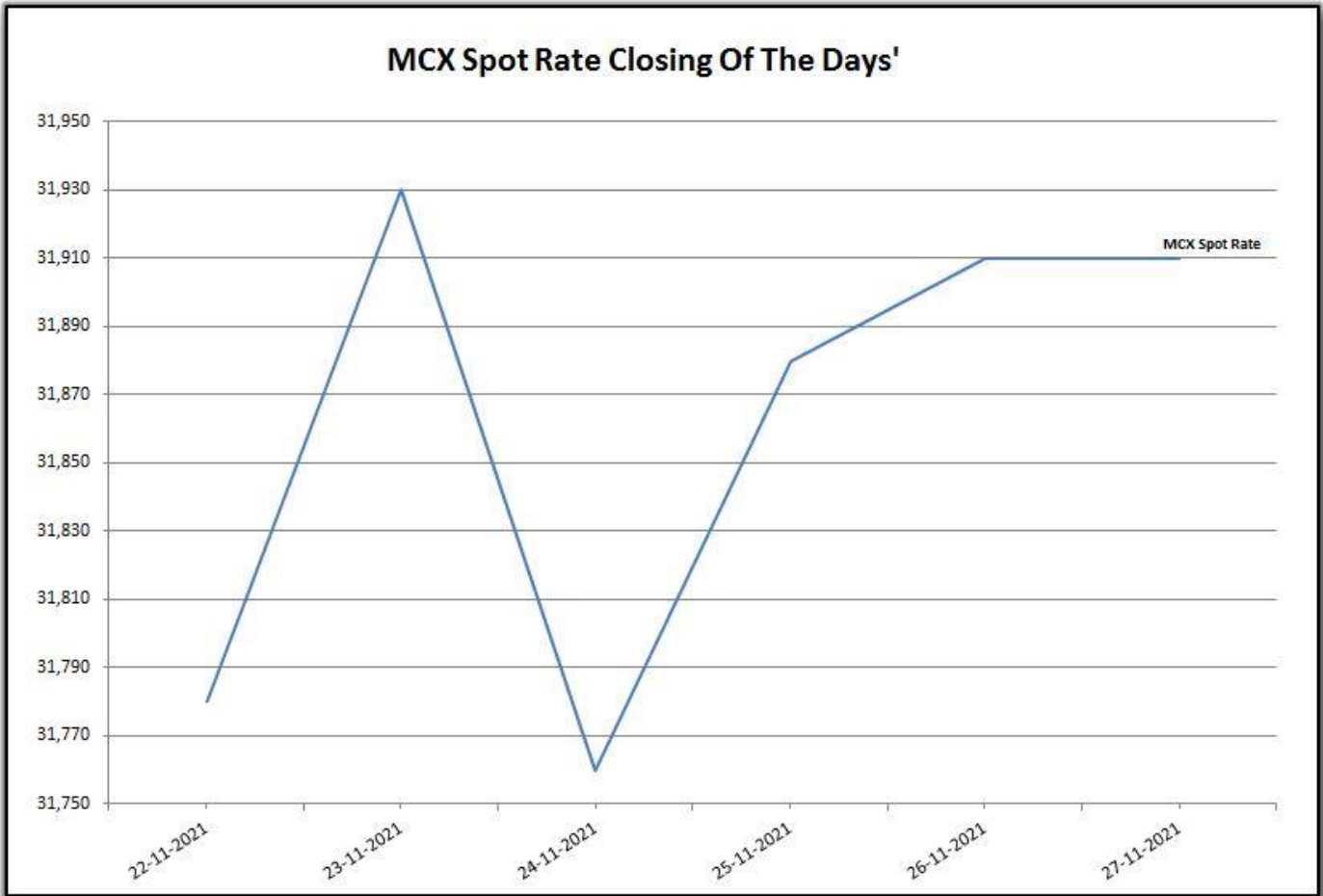
WEEKLY REPORT 27-Nov-2021





GUJCOT TRADE ASSOCIATION

WEEKLY REPORT 27-Nov-2021

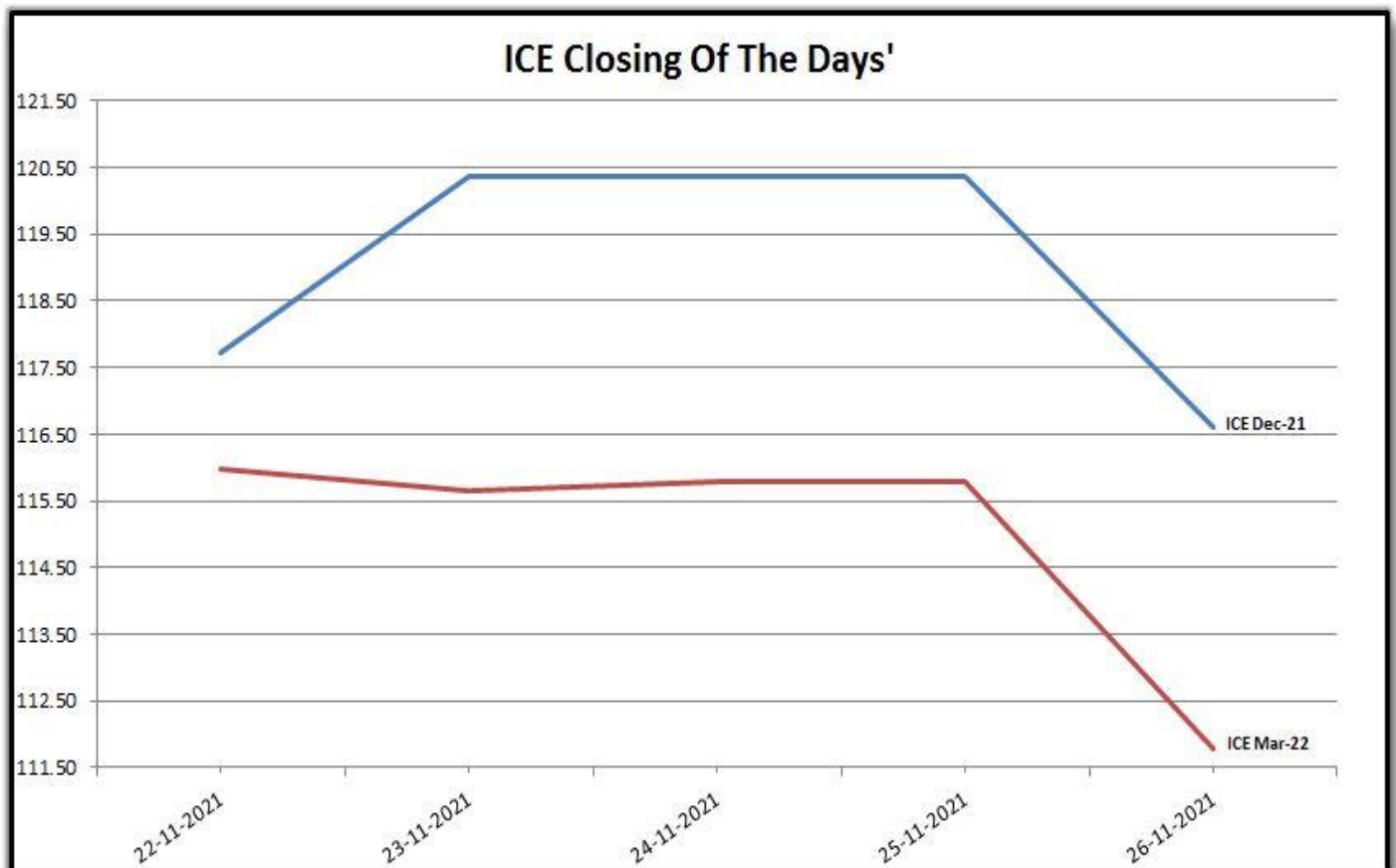
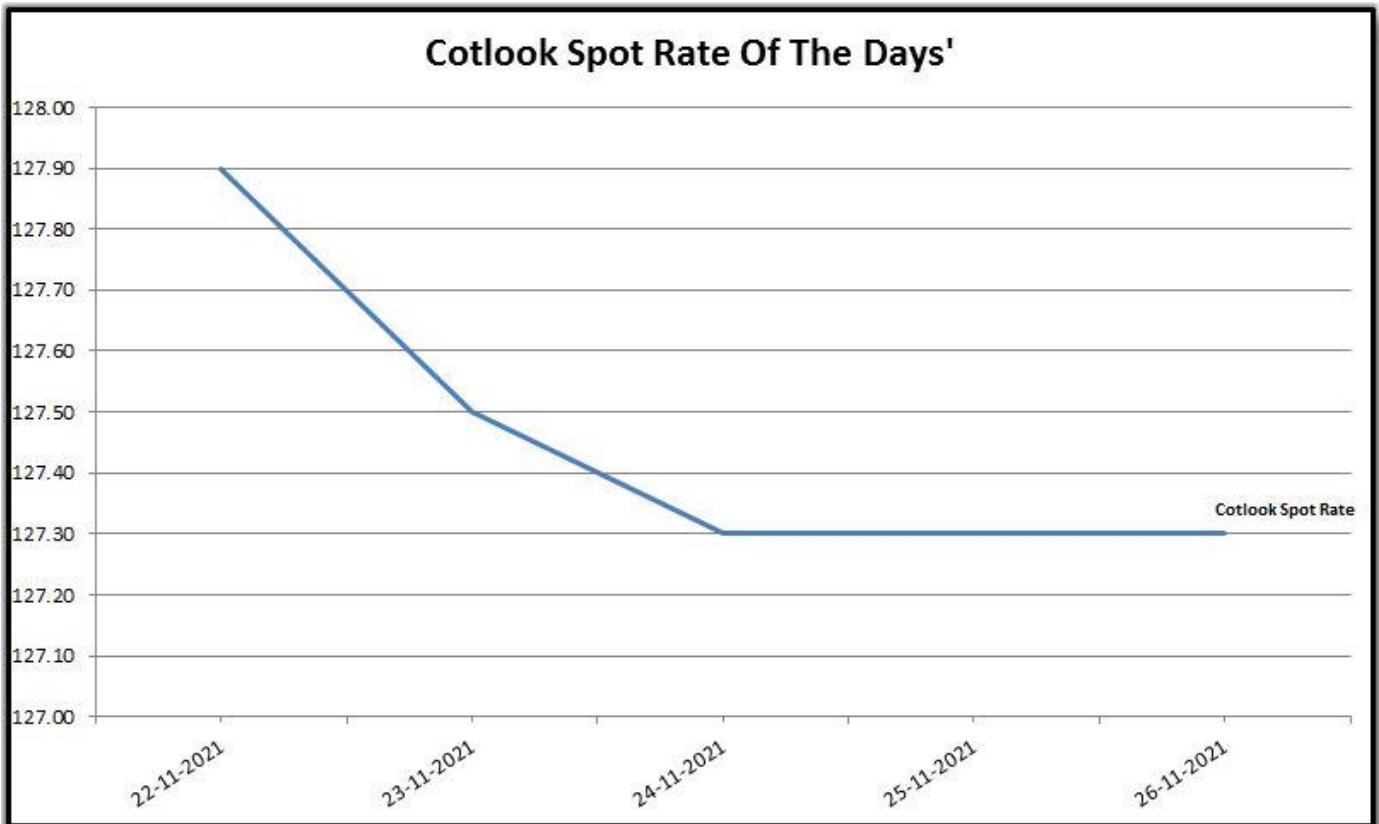




GUJCOT TRADE ASSOCIATION

WEEKLY REPORT 27-Nov-2021

Foreign Indices			
Date	Cotlook	ICE	
	Spot Rate	Dec-21	Mar-22
22-11-2021	127.90	117.71	115.97
23-11-2021	127.50	120.36	115.66
24-11-2021	127.30	120.38	115.78
25-11-2021	127.30	120.38	115.78
26-11-2021	127.30	116.60	111.78



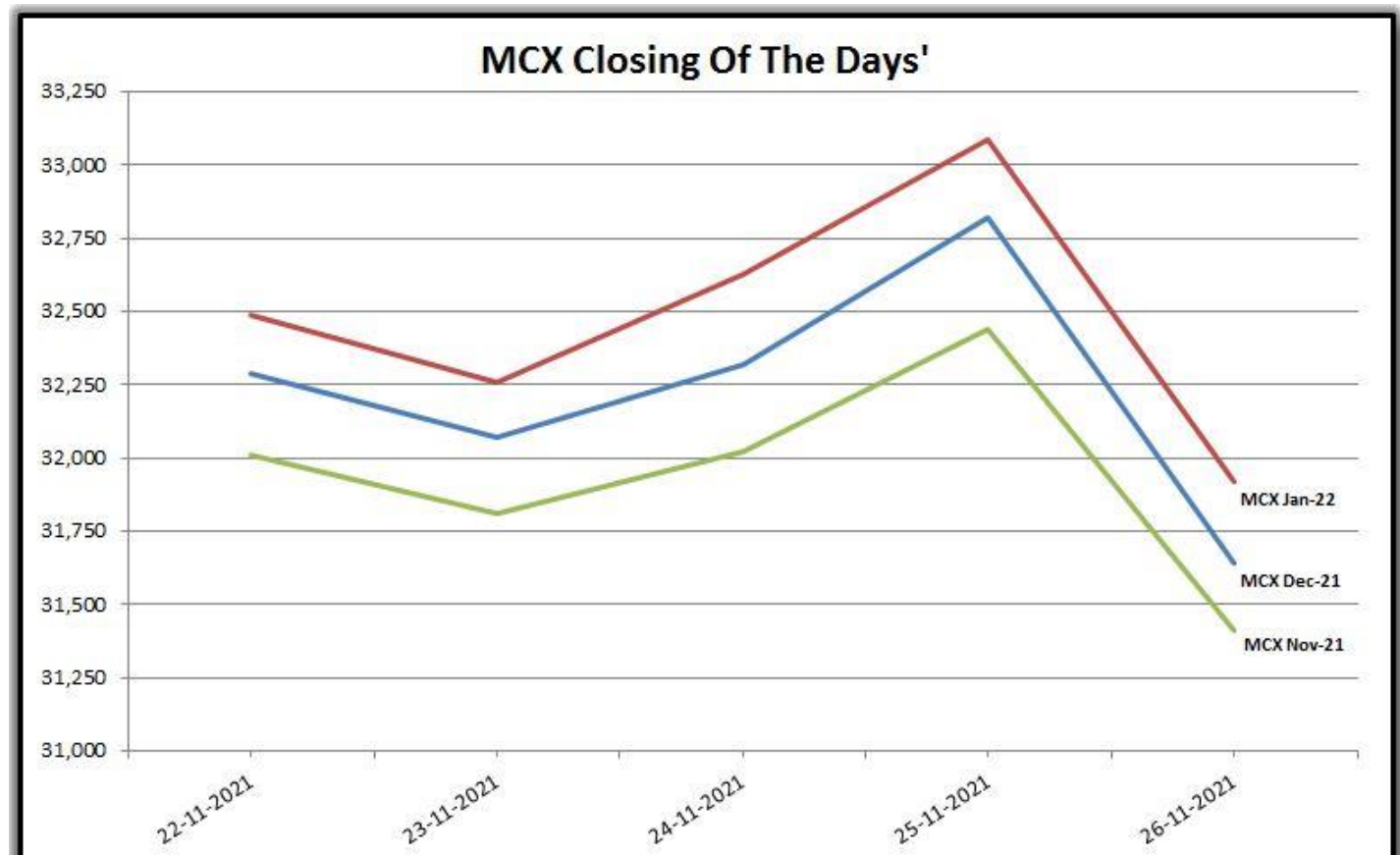
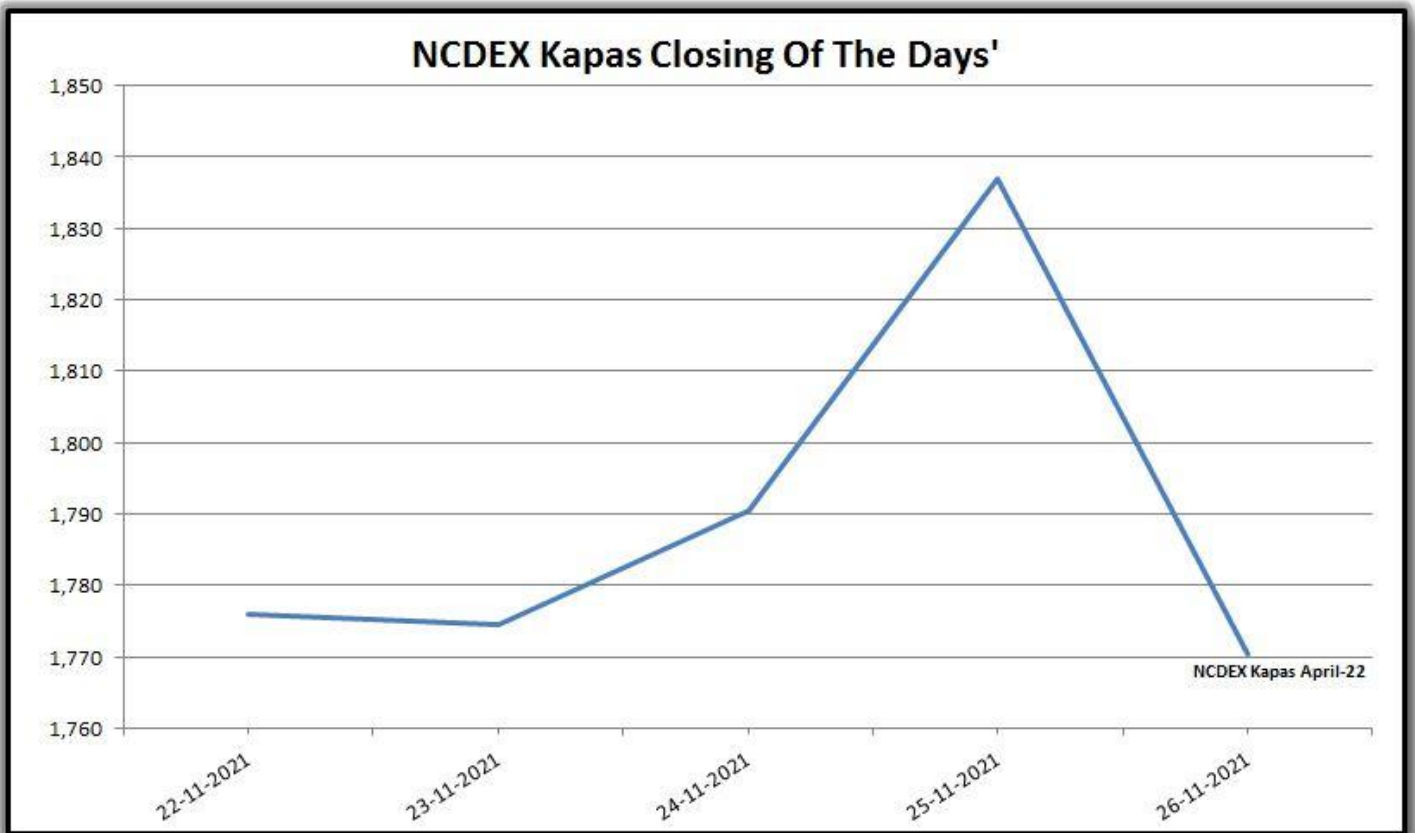


GUJCOT TRADE ASSOCIATION

WEEKLY REPORT 27-Nov-2021

Indian Indices

Date	NCDEX Kapas	MCX		
	April	Nov-21	Dec-21	Jan-22
22-11-2021	1776.00	32,010	32,290	32,490
23-11-2021	1774.50	31,810	32,070	32,260
24-11-2021	1790.50	32,020	32,320	32,630
25-11-2021	1837.00	32,440	32,820	33,090
26-11-2021	1770.50	31,410	31,640	31,920





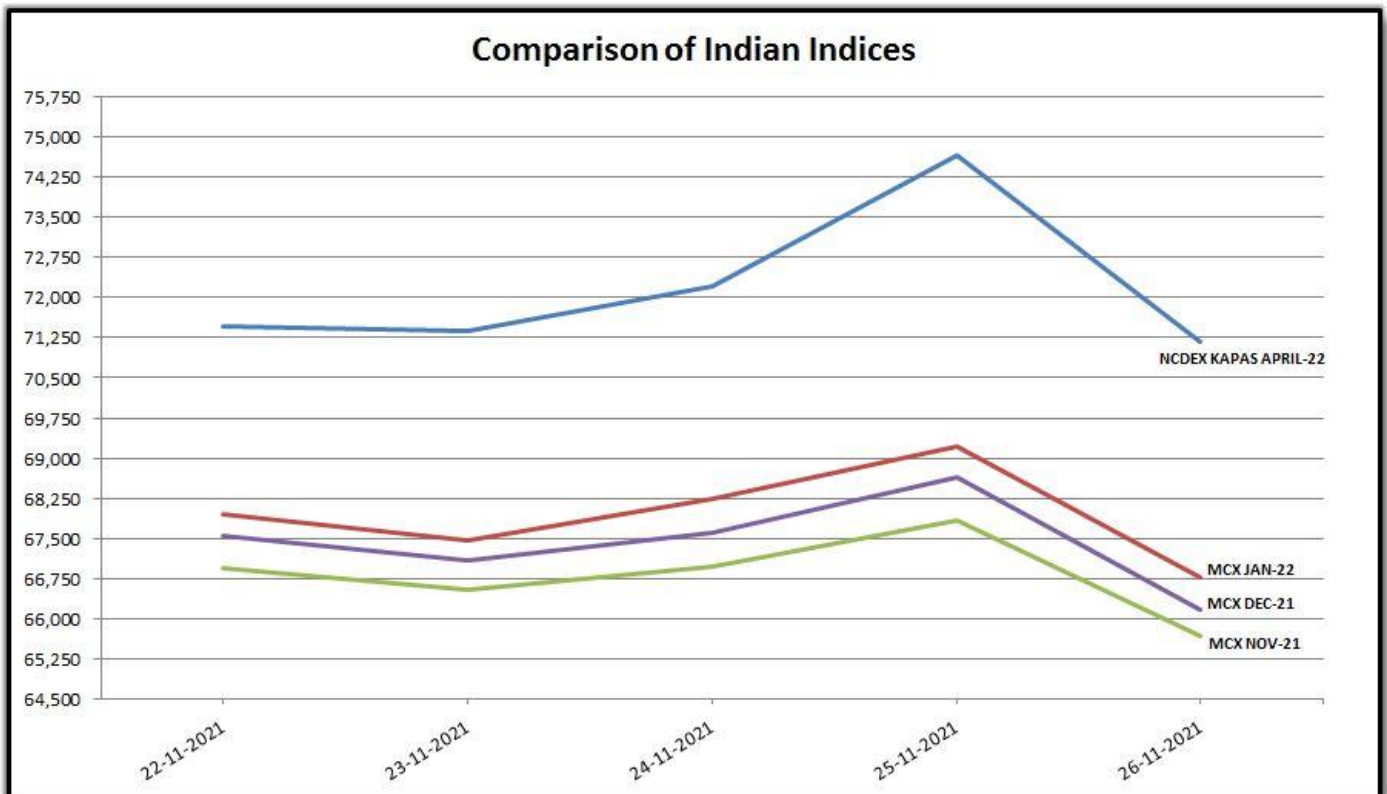
GUJCOT TRADE ASSOCIATION

WEEKLY REPORT 27-Nov-2021

Indian Indices in Candy Rate

Date	NCDEX Kapas	MCX		
	April	Aug-21	Oct-21	Nov-21
22-11-2021	71,460	66,955	67,541	67,959
23-11-2021	71,381	66,537	67,081	67,478
24-11-2021	72,218	66,976	67,604	68,252
25-11-2021	74,650	67,855	68,650	69,214
26-11-2021	71,172	65,700	66,181	66,767

Remark :- For NCDEX Kapas we have taken seed rate 700/20 Kg to convert in Candy.

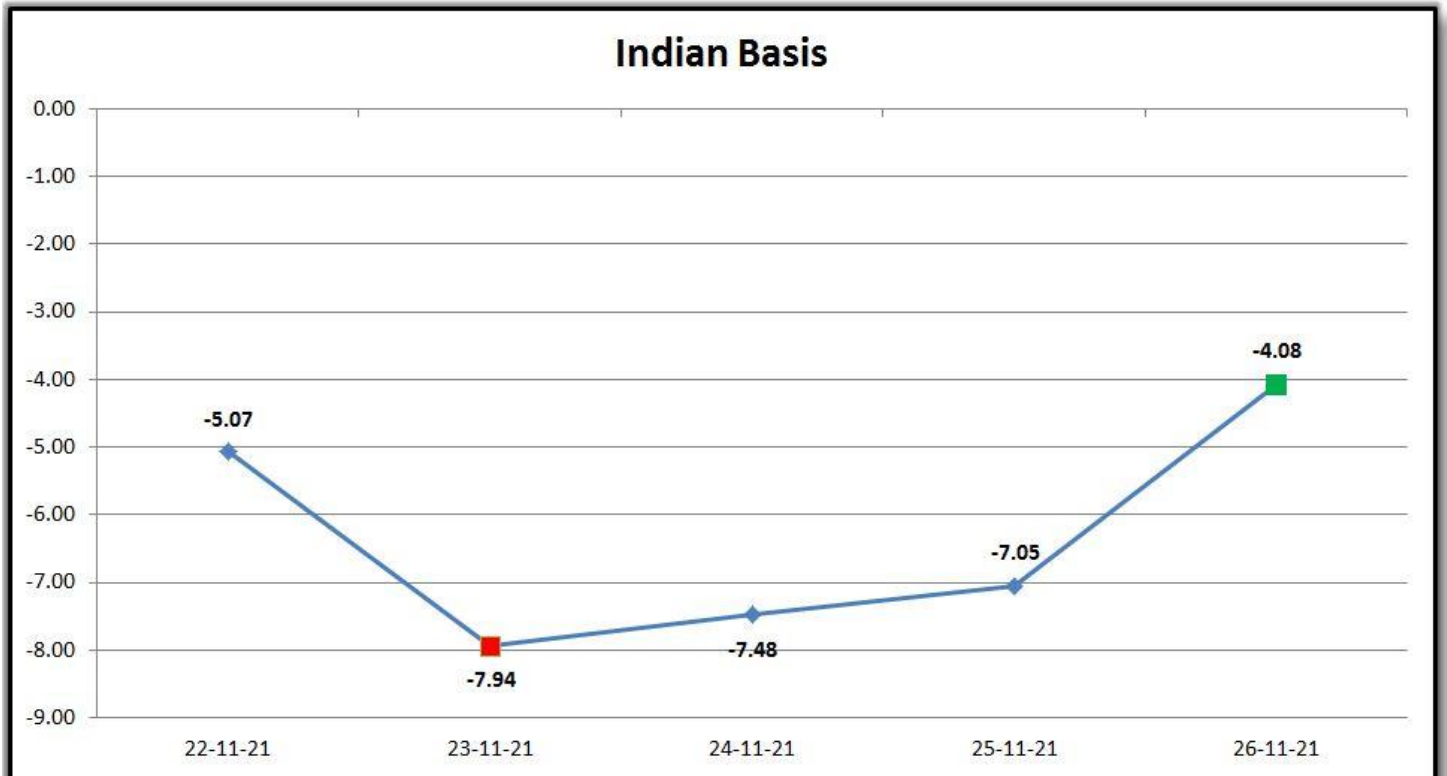




GUJCOT TRADE ASSOCIATION

WEEKLY REPORT 27-Nov-2021

Indian Basis					
DATE	29 MM	USD-INR	CENTS/LB	ICE DEC	BASIS
22-11-21	65,700	74.40	112.64	117.71	-5.07
23-11-21	65,600	74.43	112.42	120.36	-7.94
24-11-21	65,850	74.40	112.90	120.38	-7.48
25-11-21	66,200	74.51	113.33	120.38	-7.05
26-11-21	66,050	74.87	112.52	116.60	-4.08





GUJCOT TRADE ASSOCIATION

WEEKLY REPORT 27-Nov-2021

IN THE WEEK AHEAD

- Friday at 2:30 p.m. Central – Commitments of Traders
- Monday at 3:00 p.m. Central – Crop Progress and Condition
- Thursday at 7:30 a.m. Central – Export Sales Report
- Thursday at 11:00 a.m. Central – WASDE
- Thursday at 11:00 a.m. Central – Crop Production
- Thursday at 2:30 p.m. Central – Cotton-On-Call

One stop solution for all cotton related reports and information.

Visit <https://www.gujcot.com>. It's updated every day in real time.

You can view

- Gujarat Daily Spot Rate at 5:30 pm and Historical Data
- Gujarat Latest Pressing Report and Historical Data
- Daily Weather Report
- Cotton Advisory Board Balance sheet and Area, Production, Yield reports from cotton season 1991-1992 to 2017-2018 estimate available from Menu->Reports
- All Historical Gujcot Weekly Reports Menu->Reports
- All India Cotton Sowing data
- Gujarat Cotton Sowing District wise Report
- US Export Sales Report
- US Crop Progress Report
- China Cotton Auction Update
- International Cotton Indices and Spot Rates.
- USDA WASDE Report
- ICE Cotton On Call Report
- And All other National & International reports and upcoming events

Report Sponsors:

Click on Sponsor's Logo to visit Sponsor's Website



Report prepared by

Milan Rajpara

Manager

Gujcot Trade Association